SPECIFICATIONS

ROHS Compliant
Shipping Weight: 0.375 lbs Max.
Sensor Type: One Piece thru-FLO™ Element
Material In Contact With Measurand: (See Table)
Housing Material: RoHS Compliant Electroless Nickel Plated Cast Zinc
Full Scale Pressure Ranges: 0 - 500 Psig to 0 - 30000 Psig
Max Pressure Range, No Damage: Twice Full Scale, Or 30000 Psi,
Or Port Maximum (See Port Detail), Whichever Is Least.
NOTE: Pressures above 20,000 psi require special high pressure fittings.
Internal Volume: 13 Microliters Max For Port -01, 130 Microliters Max for Port -02,
78 Microliters Max For Port -03, 154 Microliters Max for Port -04.
Max Installation Torque: 50 Inch Pounds For Port -01 And Port -04,
20 Inch Pounds For Port -02 And Port -03.
Zero Shift Due To Torquing: 3% Of Full Scale At 40 Inchpounds
Storage Temperature: - 40° To +80°C (Cable Limited)
Operating Temperature: -40° To + 60°C
Thermal Compensation On Span: Within .03% Of Reading Per °C
Thermal Compensation On Zero Balance: Within .02% Of F.S. Per °C
Excitation Voltage: 9.75 To 26vdc, Reverse Excitation Protection To 30 Vdc
Full Scale Output Change: 5.000 ±0.050 Vdc (Unless Stated Differently Under Options eg. 4-20mA)
Zero Balance At 25° C: 0.500 ± 0.150 Vdc (A Zero Trim Pot Is Provided)
Zero Adjust Pot Maximum Torque: 4.0 Ounce-Inch
Calibration Medium: Distilled Water And Isopropyl Alcohol
Linearity And Hysteresis Combined: Within 0.25% Of F.S.
Response Time: < 10 ms
Max Current Drain: 30 mA Output Impedance: 100 Ohms Max
Shock: 500 g's All Axes
Cable Length: 8" Nominal
Cable Color Code: 3 Wire: (Pin 3)Red...+Exc (Pin 1) White...+Signal
(Pin 2) Black... Common & -Signal (Yellow)...Shield
Isolation, Circuit to Case: > 1,000 MegOhms at 50 VDC
For Best EMI Immunity, Connect Cable Drain Wire At Cables End To
The Analog Ground And Mount The Housing To The Chassis
Listed Specifications Are Standard. Specifications May Change For Certain Combinations.
Not All Combinations Are Available. Consult Factory For Other Ranges, Materials,
And Output Options Not Listed

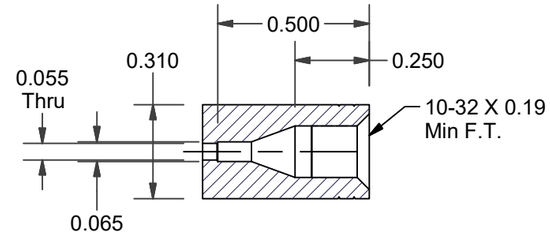

SS,SI,&TI ONLY
PORT -01

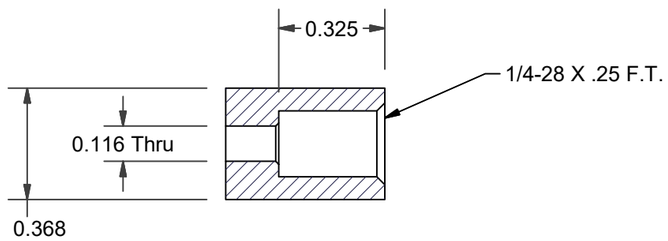

PORT -02
Gasket Fitting
5Kpsi Maximum

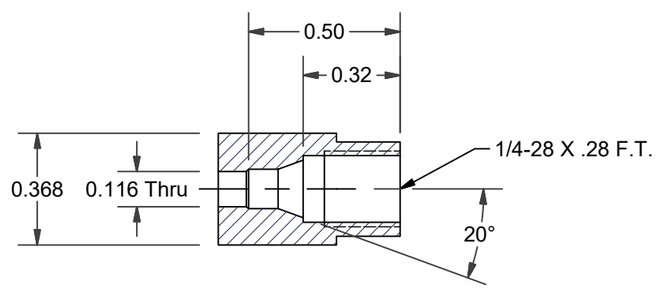

PORT -03
Compression Fitting
5Kpsi Maximum

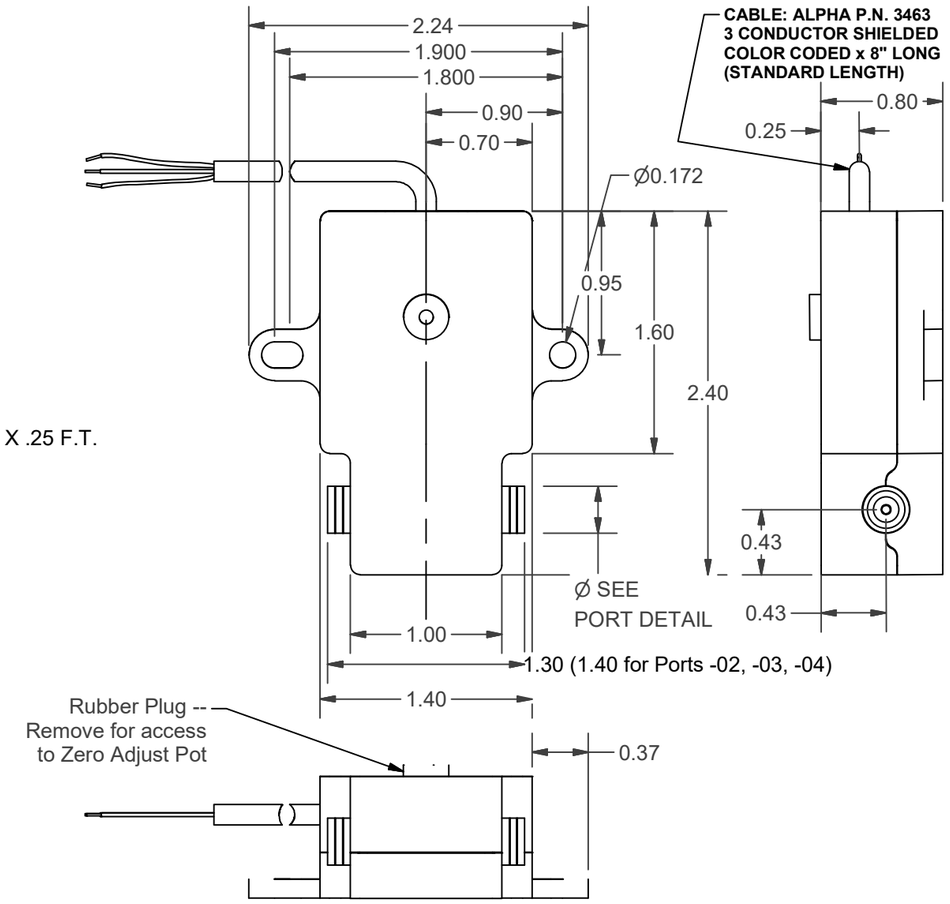

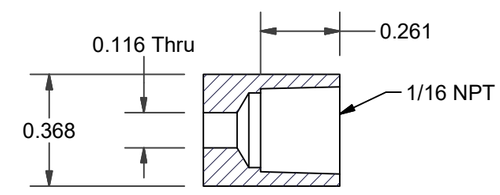

PORT -04
11Kpsi Maximum

ORDERING INFORMATION DF2-XX-XX-XXXX-XXXXX

WETTED MATERIAL
SS = STAINLESS STEEL
AL = ALUMINUM
SI = **SI COATED SS
TI = TITANIUM

PRESSURE PORT
SEE PORT DETAIL
01 = 10-32 (50012)
02 = 1/4 -28 (50074)(Gasket)
03 = 1/4 -28 (50036)(Compression)
04 = 1/16 NPT(52309)

F.S. PRESSURE (PSIG)
500 (AL, Ti Only)

1,000	1500
2,500	5000
6,000	10,000
15,000	20,000

Other Ranges Available, upto 30,000 psi

CUSTOMER OPTIONS

**316 Stainless Steel Coated With 1200 Angstroms Silcosteel®
Ordering Example: DF2-SS-01-10000 Refers To A 10,000 Psi
Stainless Steel Pressure Port And A 10-32 Chromatography
Pressure Connection With A Standard 8" Cable.

REV H ECO170309LP CHANGE -02 LENGTH, 1.30 TO 1.40

CONFIDENTIAL - This document contains proprietary and confidential information of DJ Instruments. No part of the information contained herein may be used, reproduced or disclosed to third parties without the prior written consent of DJ Instruments.

DJ Instruments
A DYNISCO COMPANY

DRAWN BY: lp	DATE: 9/6/2012	MATERIAL:	
CHECKED BY:	DATE:	FINISH:	

UNLESS OTHERWISE SPECIFIED DIMENSIONS ARE IN INCHES

TOLERANCES ON:
DECIMALS
2 PLACE: ± 0.01
3 PLACE: ± 0.005
FRACTIONS: ± 1/64
ANGLES: ± 0.25°

Model DF2
thru-FLO™ PRESSURE TRANSDUCER

SCALE
SHEET 1 OF 1
57747
SIZE B
53628
REV H